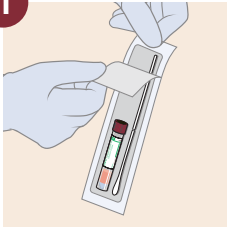


Nasopharyngeal Specimen Collection

COVID-19 Testing with SARS-CoV-2-RNA, Qualitative Real-Time RT-PCR

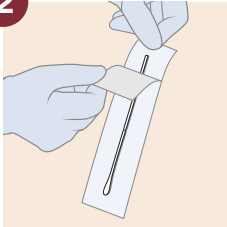
The test has not been FDA cleared or approved or authorized. The test has been validated according to CLIA, but the FDA's independent review of this validation is pending.

1



Open the individual collection package that contains the swab and Viral Transport Medium tube. Set the tube aside before beginning to collect the specimen.

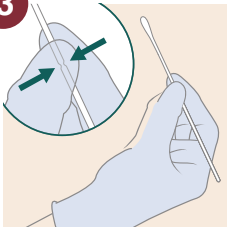
2



Open the collection swab wrapper by peeling open the top of the wrapper.

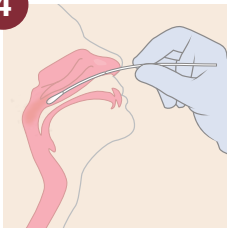
Remove the swab, taking care not to touch the tip of the swab or lay it down.

3



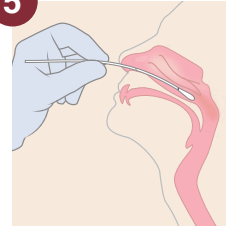
Hold the swab in your hand, placing your thumb and forefinger in the middle of the swab shaft across the scoreline.

4



Gently insert the swab into the nostril. Keep the swab near the septum floor of the nose while gently pushing the swab into the post nasopharynx.

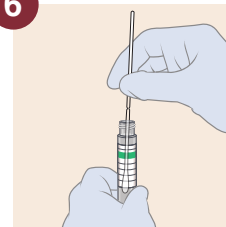
5



As a visual reference, the swab should be inserted about half the distance from the opening of the patient's nostril and the ear.

Rotate the swab several times.

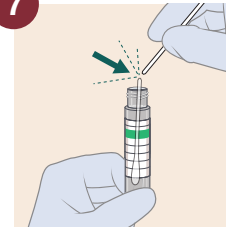
6



While holding the swab in the same hand, aseptically remove the cap from the tube.

Insert the swab into the tube with the transport medium.

7

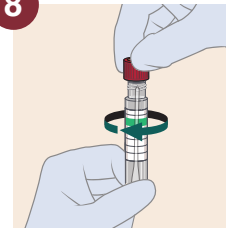


Identifying the scoreline, **break the swab shaft** against the side of the tube. If needed, gently rotate the swab shaft to complete the breakage.

Discard the top portion of the swab shaft.

Avoid splashing contents on the skin.
Wash with soap and water if exposed.

8



Replace the cap onto the tube and close tightly. Discard the top portion of the swab shaft.

Samples should be stored and transported refrigerated to Sonora Quest Laboratories and are stable at this temperature for 72 hours. Ice packs must be used if placing specimens in a lockbox for courier pick-up. SARS-CoV-2 RNA, Qualitative Real-Time RT-PCR test is not a STAT test and STAT pick-up cannot be ordered.

See additional specimen collection information on back.

Order the COVID-19 test separately from any other tests on a separate requisition. Additional tests cannot be performed from the sample submitted and we are unable to add-on COVID-19 testing from previously submitted samples.

If submitting both a nasopharyngeal and oropharyngeal (throat) sample, submit both swabs in one vial on a single order, or submit the vials separately on two separate orders.

To ensure timely processing of samples for testing, the source MUST be written on the specimen container and included on the order.

Samples must be collected by the healthcare provider. Sample collection is not available at Sonora Quest Laboratories Patient Service Centers and will not be performed by any Sonora Quest Laboratories phlebotomists, including in-office phlebotomists and our mobile diagnostic service staff. In-office, mobile diagnostics and Patient Service Center personnel may accept office collected samples that have been properly capped, labeled and placed in a zip locked specimen bag with the necessary paperwork included.