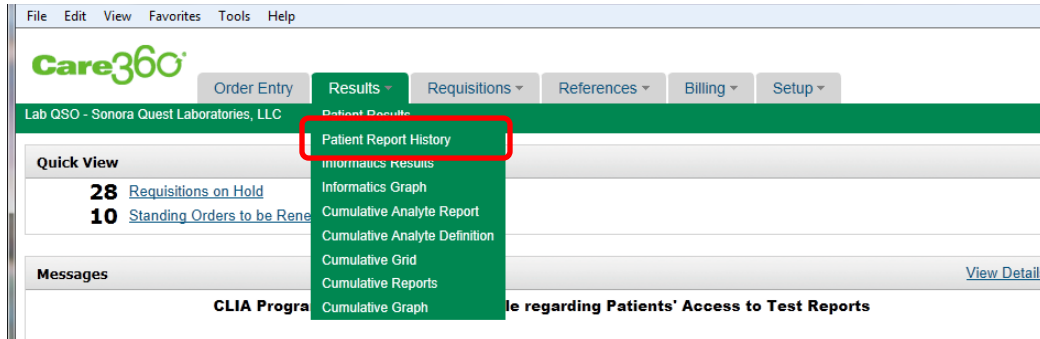


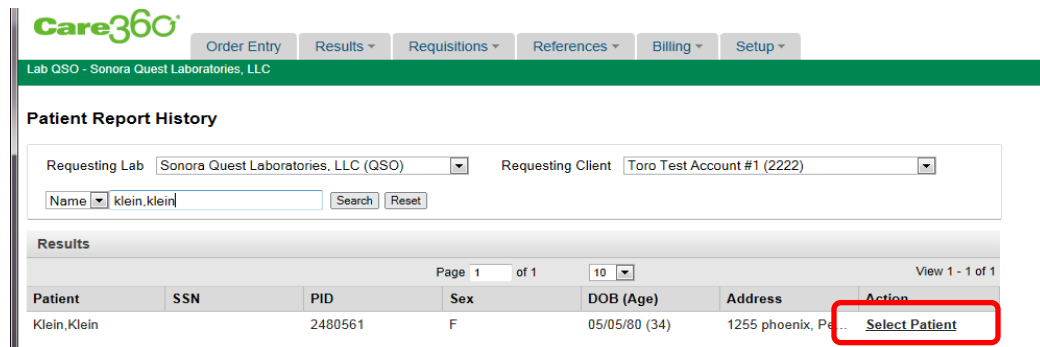
Lab History Search in Care360™ - Lab Orders & Results Version (QSO User Names)

Note: If an order has not been placed for the selected patient via Care360 by your organization recently, you may receive an error and must first place an order and wait 15-20 minutes for the matching process to complete before history may be accessed. This is for the added protection of our patients.

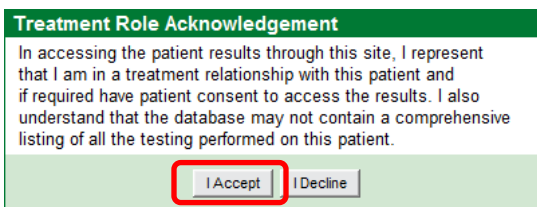
1. From the Results Tab select Patient Report History.



2. Search the patient name to find matching patients in your database; then Select Patient.



3. If you only have the option to Register Patient, you'll need to first order a lab test from Care 360 wait 15-20 minutes and then perform the search again. For instructions to order a lab see appendix B.
4. Accept the treatment acknowledgement as part of the patient's coordinated care.



5. Choose to view, print or import lab reports.

